

Effect of salinity and pH on the larval development and spat production of *Paphia malabarica*

Gireesh R* and C. P. Gopinathan

Central Marine Fisheries Research Institute, Cochin 682 018, India

Abstract

Among the exploited bivalve resources of India, clams are the most widely distributed and abundant group. The major production centers are Vembanad and Ashtamudi lakes in Kerala, where, the Venerid clam, *Paphia malabarica* is exploited for export. Hatchery reared larvae of this clam were grown at salinities 10 – 40 ‰ range with an interval of 5 (\pm 1) and pH varying from 7.0 – 8.5 to study their effect on growth, survival and number of days taken for settlement. The highest growth rate of spat was registered in the salinity range of 30–35 ‰ and a pH of 8-9. The results of the investigations were tested statistically by one-way ANOVA for getting a comprehensive picture of the effect of these two parameters during larval rearing and spat production. These findings indicate scope for direct application in commercial clam rearing, and also for further understanding the key environmental factors that are involved.

Key words: Salinity, pH, larval development, spat production, *Paphia malabarica*

Introduction

Environmental conditions, besides algal diets, influence the growth and reproduction in bivalves. A wide range of fluctuations in the environmental conditions will also affect the survival and development of the larvae. The spawning season and development of larvae are usually synchronised with these favourable conditions. In natural environment, spawning and release of gametes take place during favourable conditions, for maximum larval survival and continuity of species (Sastry, 1965).

Among the various environmental parameters, the salinity, temperature and pH are the main factors affecting the

development of bivalve larvae (Bayne, 1976). While, temperature influences survival and growth, the effect of salinity is more pronounced on the latter. Bayne (1976) studied the effect of temperature and salinity on bivalve larvae and their settlement in natural conditions. Numerous studies have been conducted on the effect of salinity on embryonic and larval development of temperate mussel, *Perna viridis* (Shau-Hwai Tan, 1997). The survival and behaviour of oysters in lower salinities have been studied by Loosanoff (1948, 1950, and 1952); Ingle and Dawson (1950); and Davis (1958). Aspari and Anshary (1997) studied the effect of temperature and salinity on the clam, *Tridacna gigas*.

Important works from Indian waters are those related to the behaviour of clams *Meretrix meretrix* and *Katylesia opima* in low salinities (Ranade and Kulkarni, 1973); effect of temperature and salinity on growth and feeding rate of *Villorita cyprinoides* (Preetha and Nair, 1993) and on salinity tolerance in the adult yellow clam, *Paphia malabarica* (Ram Mohan and Velayudhan, 1998). However, no detailed works on such aspects have been carried out on clam larvae from Indian waters. An understanding of the fluctuations in salinity as well as pH level is highly essential for perfecting methods of spat production and culture techniques. Generally all the studies related to standardisation of hatchery protocol have been carried out as univariate experiments (Bayne, 1976; Loosanoff, 1950) with a single factor (at a time) or as a multivariate experiments (Davis, 2000) with two or more factors at a time. All the above results have been used to identify ideal rearing conditions. Considering the importance from the management point of view, the effect of salinity and pH on larval rearing of the clam, *Paphia malabarica* was studied in detail during the present work.

The authors are thankful to the Director, C.M.F.R.I., for encouragement and the facilities provided. They record sincere thanks to Dr. K.K. Appukuttan, Head, Molluscan Fisheries Division and Dr. P. Muthiah, Principal Scientist for their valuable suggestions and help. Thanks are also due to Dr. (Mrs.) Somy Kuriakose, for statistical treatment of the data. The first

author gratefully acknowledges D.O.D., New Delhi, for the granting of fellowship.

Material and methods

The work was carried out at the Shellfish Hatchery Complex of the Tuticorin Research Centre of CMFRI in the south-east coast of India. Clams of $34.0 \pm .8$ mm length were collected from the Dalvapuram area in Ashtamudi Lake, and transported in wet packages to the hatchery. They were transferred to 100 l FRP tank containing fresh filtered seawater. Three natural spawning occurred in the hatchery tank. After spawning, the parent clams were removed and fertilised eggs were allowed to settle at the bottom. The supernatant water containing sperms and debris was decanted and fresh seawater was added. The free-swimming larvae were siphoned out to a 100-l FRP tank for rearing experiments in different salinities and pH. The effect of salinity and pH on growth and setting were studied individually and with different broods of larvae. *Nanochloropsis salina* at a density of 5×10^3 cells ml^{-1} was used as feed. The control temperature, salinity and pH were 27.5 ± 1.0 °C, 32.5 ± 0.7 ‰ and 8.15 ± 0.20 respectively.

Effect of salinity on larval development

Seawater of the desired salinities was prepared, as follows, prior to water exchange.

Desired salinity (ml) =

$$\frac{\text{Volume of desired salinity} \times 100}{\text{Volume of known salinity}}$$

Salinity was monitored using a salinometer. Larvae were acclimatised to the lower salinities gradually by a decrease of 5‰/day. They were exposed to salinity ranges of 10, 15, 20, 25, 30, 35 and 40‰ with 33‰ as control.

Effect of pH on larval development

Larvae were exposed to pH levels of 7.5, 8.0, 8.5, 9.0 and a mean control of 8.12 (8.10-8.14). For raising the value from ambient level of 8.12, Tris buffer of 7.0-9.0 was used. For bringing down the ambient level, a solution of citric acid was used. Seawater with desired pH level was prepared just prior to water exchange. Growth (antero- posterior measurement), growth rate, survival of umbo, and spat survival rate and number of setting days were taken as criteria to evaluate the best and optimum salinity and pH requirement during larval rearing of *P. malabarica*.

Results

Effect of salinity on larval development

Growth : The mean size of spat settled was significantly ($P \leq 0.01$) high in 30-33‰ than in the range of 10-25‰. The analysis of covariance showed no significance between salinities 30 and 33‰ ($P \geq 0.005$). The larvae did not survive beyond day 5 in higher salinity of 35 and 40‰ (Table 1).

Growth rate: The growth rate from umbo stage upto settlement showed a significant increase with such a trend in salinity. A high growth rate of 5.1 μm at 30‰ and 33‰ indicated faster growth. The overall growth rate (Table 2) showed significant difference between treatment ($P \geq 0.05$).

Survival : Maximum survival was observed during umbo stage in control salinity $33 \pm 1 \text{‰}$. No larvae survived in higher salinities (Fig. 1). The same pattern of survival was observed in spat settle-

Table 1. Mean size (μm) and length size frequency of larvae at different salinities during development

No. of days	Salinity							Control
	10 ‰	15 ‰	20 ‰	25 ‰	30 ‰	35 ‰	40 ‰	
2	80 ± 0	80 ± 0	80 ± 0	80 ± 0	80 ± 0	80 ± 0	80 ± 0	80 ± 0
3	96 ± 2	96 ± 0	96 ± 0	96 ± 0	96 ± 0	96 ± 0	96 ± 0	96 ± 0
5	103 ± 3	110 ± 1	112 ± 2	106 ± 2	123 ± 2	96 ± 0	96 ± 0	128 ± 2
7	118 ± 2	115 ± 2	120 ± 3	121 ± 3	140 ± 3	-	-	138 ± 3
11	121 ± 2	115 ± 3	128 ± 3	128 ± 2	179 ± 2	-	-	179 ± 2
15	125 ± 2	125 ± 3	170 ± 4	169 ± 3	182 ± 3	-	-	182 ± 2
Size frequency								
80-100 μm	10	10	-	10	10	-	90	-
100-120 μm	20	20	10	10	-	90	10	-
120-140 μm	70	70	90	80	-	10	-	-
160-180 μm	-	-	-	-	20	-	-	10
180-200 μm	-	-	-	-	70	-	-	90

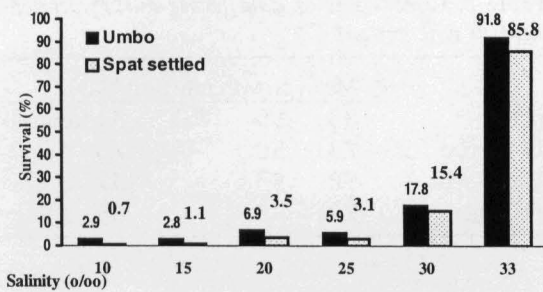


Fig. 1. Percentage of survival of umbo and spat settlement in different salinities

Table 2. Growth rate ($\mu\text{m}/\text{day}$) of clam larvae reared at different salinities.

Salinity (ppt)	10	15	20	25	30	33
D-Umbo	5.4	5.1	5.1	5.9	6.3	7.2
Umbo-spat	0.8	1.3	1.0	1.8	5.1	5.5
D-spat	3.0	3.0	3.2	3.7	6.8	7.0

ment. 89 % of umbo settled at 30‰ while it was 93.4 % in control salinity. Settlement showed an increase with upto 33‰, beyond which survival got reduced (Fig. 2).

No. of days taken for spat settlement

The early initial settlement was on day 9 at 30 ‰ (Table 3). The complete settlement was observed by day 11. The initial settlement was high in the above salinity. Spat settlement was delayed in lower salinities. The initial settlement in salinities

Table 3. Effects of different salinities on clam larval setting

Spat settlement	Salinity (‰)							
	10	15	20	25	30	35	40	33 (control)
Day of 1 st setting	12	12	11	11	9	-	-	10
Final setting	15	15	15	15	11	-	-	11
Total No. of spat	285	275	350	310	1535	-	-	8580
Spat production (%)	2.85	2.75	3.5	3.1	15.4	-	-	85.8

25‰ and 20‰ was observed on day 11 and prolonged for another 4 days for complete settlement. This was clearly reflected in the development of larvae, growth and survival. In control salinity, the initial settlement was on day 10 and the process was completed the next day.

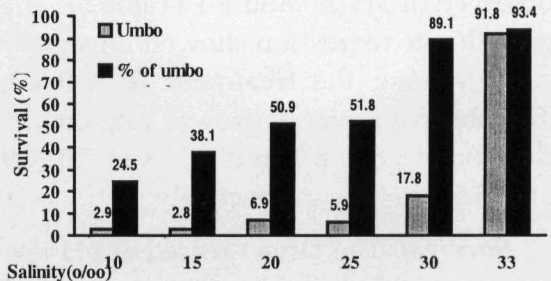


Fig. 2. Percentage of umbo settled in different salinities

Effect of pH on larval development

Growth. The larvae reared in pH 8.0 and ambient level of 8.1 showed a maximum mean size. The mean size of early umbo was observed as 139 μm in both pH levels. In a higher pH of 8.5, the observed mean size of umbo and spat was 134 μm and 178 μm respectively. The larvae reared at lower and high pH did not develop and survive beyond 'D' shape stage (Table 4). Analysis of Covariance showed no significance among various pH treatments

($P \leq 0.05$). The larval size frequency distribution showed that 70% of spat of 180-200 μm settled in pH 8.1, 80 % in 8.0 and ambient level 8.1 (Table 4). The size of larvae showed wide variation in pH 8.5.

Growth rate: The maximum growth rate of 7.3 $\mu\text{m}/\text{day}$ in umbo stage was observed at pH 8.0 and 8.1 (Table 5). The growth rate regression showed no significance among the treatment ($P \leq 0.05$). The observed overall growth rate on 15th day for pH 8.0, 8.1 and 8.5 was 7.0, 6.9 and 6.5 $\mu\text{m}/\text{day}$ respectively.

Survival: The larvae reared at pH levels 8.0 and 8.1 showed maximum survival of umbo on day 6, the survival rate being 73.4% and 84.5 % respectively (Fig. 3). 90 % of umbo further developed and settled in the pH range of 8.0 and 8.1 (Fig. 4). No larvae survived beyond 'D' stage in pH 7.0, 7.5 and 9.0.

Table 5. Growth rate of clam larvae during development in different pH

pH	Mean growth rate ($\mu\text{m}/\text{day}$)			
	8.0	8.5	9.0	8.1 (control)
D-Umbo	7.3	5.0	-	7.3
Umbo-spat	5.8	5.5	-	5.7
D-spat	7.0	6.5	-	6.9

No. of days taken for spat settling

There was not much variation in settlement days in various pH levels (Table 6). In control, at pH 8.1, the larvae showed an initial settlement on day 12, which was completed on day 14. The inverse difference in the spat settlement in this experiment was due to low survival rate of spat.

Algal cell consumption

It was observed that with the development of larvae, the consumption of algae

Table 4. Effects of different pH levels on larval mean size (μm), size frequency (%) and setting

No. of days	pH				
	7.0	7.5	8.0	8.5	8.1 Control
	80 \pm 0	80 \pm 0	80 \pm 0	80 \pm 0	80 \pm 0
2	80 \pm 0	-	96 \pm 1	96 \pm 0	96 \pm 0
3	-	-	122 \pm 2	120 \pm 2	125 \pm 1
5	-	-	138 \pm 2	134 \pm 3	139 \pm 2
7	-	-	180 \pm 3	168 \pm 2	182 \pm 3
11	-	-	185 \pm 2	178 \pm 3	185 \pm 2
15	-	-	-	-	-
Size frequency					
80-100 μm	-	10	-	-	-
100-120 μm	-	90	-	-	-
120-140 μm	-	-	-	-	-
140-160 μm	-	-	10	10	5
160-180 μm	-	-	10	20	15
180-200 μm	-	-	80	70	80

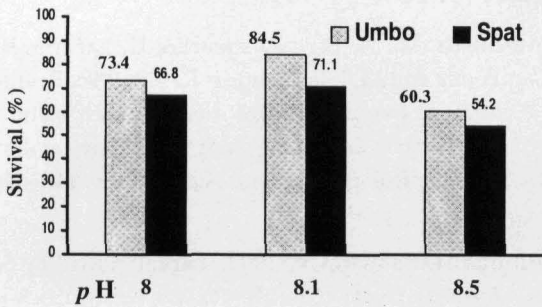


Fig. 3. Percentage of survival of umbo during development and spat settled in different pH levels

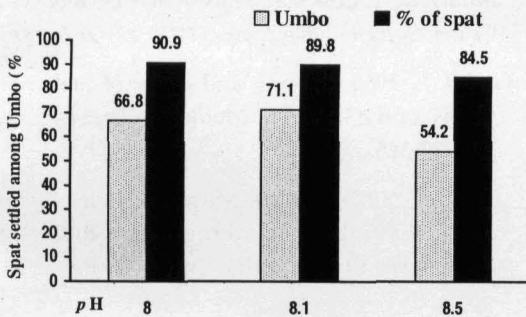


Fig. 4. Percentage of umbo settled during development in different pH levels

also increased in all the salinities (Table 7). The *D* larvae, umbo and spat in control salinity showed a maximum algal consumption. There was no significant variation in algal cell consumption in 8.0 and 8.1 pH levels (Table 8).

Table 6. Effects of different pH levels on clam larval setting and spat production

pH	7.5	8.0	8.5	8.1 (control)
Day of 1 st setting	-	14	13	12
Final setting	-	15	15	14
Total No. of spat	-	6675	5415	7113
Spat production (%)	-	66.8	54.2	71.1

Table 7. Algal cell consumption during larval rearing at different salinities

Stage	Algal cell consumption (%)						
	10	15	20	25	30	35	40
							33 control
<i>D</i> larvae	20	24	30	50	90	-	-
Umbo	28	28	38	70	90	-	-
Spat settled	35	35	58	70	85	-	-

Table 8. Algal cell consumption during larval rearing at different levels of pH

Stage	7.5	8.0	8.5	9.0	8.1 control
<i>D</i> larvae	-	85	67	-	88
Umbo	-	50	75	-	85
Spat settled	-	85	75	-	85

Discussion

Most species in temperate waters show seasonal restricted period of spawning unlike a prolonged one in tropical areas. In tropical conditions like Indian waters, spawning in bivalves is influenced by the changes in salinity over the animal beds (Ranade, 1973; Deshmukh, 1972). Naghabhushanam and Mane (1975) reported that increase in salinity initiated spawning in *Crassostrea madrasensis* from the east coast, and *Meretrix meretrix* and *Katelysia opima* from the southwest coast respectively.

Salinity profoundly influenced the growth and breeding of clams, *M. meretrix* and *K. opima* (Ranade and Kulkarni, 1973). Shau-Hwai Tan (1997) reported that larvae of *Perna viridis* could thrive in 16-30 ‰. Similarly, responses were reported for the species *Mytilus viridis* (Lim, 1992; Tham *et al.*, 1972) and in *Mytilus edulis* (Bayne, 1965). It was reported that

a salinity range of 28-35‰ is good for normal development of larvae of *Mytilus californianus* (Young, 1941).

In the present study, the larvae reared and developed in lower salinities showed low survival rate. The larvae of *P. malabarica* reared in the ambient salinity 33‰ also showed high survival of 85%. Walne (1965) observed lower growth of *Mytilus edulis* larvae at 15‰, slow growth at 24‰ and a higher growth at 30-32‰. Anuradhakrishnan (1993) reported a survival rate of 70% in larvae of *Pinctada fucata* at 28-30‰. Albentosa *et al.* (1996) reported a high survival in clam *Venerupis decussatus* reared in salinity 27‰.

In the present study, the algae, *Nanochloropsis salina* was used. The mass culture of this species was carried out in the salinity range 28-30‰. It was observed that 90% algal cells was consumed in salinity 30‰ and only a marginal reduction occurred in low salinities. This algae being 2- 3 µm, was easily filtered and consumed by larvae for their development. Davis (1958) indicated the possibilities of algal death due to pH variations. Most of the marine species grew at pH range of 6.5 - 8.0 (Kinne, 1964). The algal species used in the present study were cultured in seawater with a pH range of 7.9 - 8.2. Algal consumption by larvae in this range showed normal development and settlement. The spat reared in these levels of pH also showed the same result. From the results of the experiments, it could be concluded that the larvae of the yellow clam *P. malabarica* could successfully be reared in salinity range 25-33‰ and pH 8.0 - 8.5.

References

- Albentosa, M., A. Perez- Camacho, U. Labarta, R. Beires and M. J. Fernandez- Reiriz. 1996. Evaluation of live micro algal diets for seed culture of *Ruditapes decussatus* using physiological and biochemical parameters. *Aquaculture*, **148**: 11-23.
- Anuradhakrishnan, N. 1993. Larval nutrition of *Pinctada fucata* (Gould). *Ph. D. Thesis*, Cochin University. 256pp.
- Aspari Rachman and Hilal Anshary. 1997. The effect of salinity on the growth and survival rate of juvenile giant clam (*Tridacna gigas*), South Sulawesi, Indonesia. *Phuket Marine Biological Center Special Publication*, **17**(1): 275-277.
- Bayne, B. L. 1965. Growth and delay of metamorphosis of the larvae of *Mytilus edulis*. *Mar. biol.*, **27**: 317-326.
- _____ 1976. Marine Mussels: Their ecology and physiology. *International Biological Programme*, 10 Cambridge University Press., 231 pp.
- Davis, H. C. 1958. Survival and growth of clam and oyster larvae at different salinities. *Biol. Bull.*, **14**: 296-307.
- Davis, Megan. 2000. The combined effects of temperature and salinity on growth, development and survival for the tropical gastropod veligers of *Strombus gigas*. *J. Shellfish Res.*, **19**(2): 2883-2889.
- Deshmukh, R. S. 1972. Some aspects of the biology of *Meretrix meretrix*. *Ph. D Thesis*, Marathwada University, Maharashtra, India. p. 58-84.
- Ingle, R. M and C. E. Dawson. 1950. Variation in the salinity and its relation to Florida oyster. *Proc. Natl. Shellfish Assoc.*, p.16-19p.
- Kinne, O. 1964. The effects of temperature and salinity on marine and brackish water animals. II. Salinity and Temperature-Salinity combination. *Oceanogr. Mar. Biol. A. Rev.*, **2**: 281-339.

- Lim, P. A. C. 1992. Pembinaan aruhan dan kesan saliniti terhadap penetasan telur, tumbesuran serta kemandirian larva siput sudu, *Perna viridis* (Linnaeus). *Ph. D Thesis*, University Sains, Malaysia. 169 pp.
- Loosanoff, V. L. 1948. Survival, feeding and growth of oyster (*Ostrea virginica*) in low salinities. *Anta. Rec.*, 101: 1-55.
- _____. 1950. On behavior of oyster transferred from low to high salinities. *ibid.* 108: 147 (Abstract).
- _____. 1952. Behavior of oysters in water of low salinities. *Proc. Natl. Shellfish Assoc.*, p.135-151.
- Nagabhushanam, R and U. H. Mane. 1975. Reproduction and breeding of the clam, *Katelysia opima* in the Kalbadevi estuary at Ratnagiri, on the West Coast of India. *Indian J. Mar. Sci.*, 4: 86-92.
- Preetha Panikkar and K. Prabhakaran Nair. 1993. Studies on the effect of temperature and salinity on growth and feeding rate of the black clam, *Villorita cyprinoides* (Gray). *C.M.F.R.I. Sp. Publ.* 54: 132-139.
- RamMohan, M. K and T. S. Velayudhan. 1998. Studies on the salinity tolerance of the venerid clam, *Paphia malabarica* (Chemnitz). *J. mar. biol. Ass. India*, 40 (1&2): 185-187.
- Ranade, M. R. 1973. Effects of temperature and salinity on the oxygen consumption in clams. *J. Bombay nat. Hist. Soc.*, 20 (1): 128-146.
- _____ and C. V. Kulkarni. 1973. Observations on the behavior of clams in water of low salinity. *ibid.* 69 (3): 617-634.
- Sastry, A. N. 1965. The development and external morphology of pelagic larval and post larval stages of the bay scallop, *Agropecten irradians concentricus* Say, reared in the laboratory. *Bull. mar. sci.*, 15: 417-435.
- Shau-Hwai Tan. 1997. Effect of salinity on hatching, larval growth and survival in the green mussel *Perna viridis* (Linnaeus). *Phuket Marine Biological Center, Special Publication.* 17 (1): 279-284.
- Tham, A. K., S. I. Yang and W. H. Tan. 1972. Experiments in Coastal Aquaculture in Singapore: Cultivation of *Mytilus viridis*. *Coastal Aquaculture in the IndiaPacific Region.* p. 379-382.
- Walne, P. R. 1965. Observations on the influence of food supply and temperature on the feeding and growth of the larvae of *Ostrea edulis* L. *Fish. Invest., London Ser.*, 2, 24 (1): 45 pp.
- Young, R. T. 1941. The distribution of the mussel (*Mytilus californianus*) in relation to the salinity of its environment. *Ecology*, 22: 379-386.